



2019 BASEBALL

WILLIAM & MARY

ASST. MEDIA RELATIONS DIRECTOR: Andrew Phillips / PHONE: (757) 221-3344 / CELL: (804) 840-4439 / EMAIL: atphillips01@wm.edu

2019 SCHEDULE

FEBRUARY

Fri.	15	MARIST	W, 8-3
Sat.	15	MARIST	W, 3-2
Sun.	17	MARIST	W, 4-3
Fri.	22	SACRED HEART	L, 7-3
Sat.	23	SACRED HEART	Rained Out
Sun.	24	SACRED HEART	W, 12-3
Tues.	26	at Virginia	W, 9-3

MARCH

Fri.	2	High Point	W, 6-2
Sat.	2	High Point	W, 4-3
Sun.	3	High Point	W, 8-6
Tue.	5	Norfolk State	W, 17-2
Fri.	8	CAMPBELL	W, 5-2
Sat.	9	CAMPBELL	W, 4-1
Sun.	10	CAMPBELL	W, 14-5
Tues.	12	at Old Dominion	L, 6-3
Fri.	16	WEST VIRGINIA	L, 9-1
Sat.	16	WEST VIRGINIA	W, 6-4
Sun.	17	WEST VIRGINIA	L, 12-2
Tues.	19	at VCU	W, 7-3
Fri.	22	NORTHEASTERN *	L, 7-6
Sat.	23	NORTHEASTERN *	L, 9-4
Sun.	24	NORTHEASTERN *	W, 15-4
Tues.	26	OLD DOMINION	L, 4-2
Wed.	27	NORFOLK STATE	W, 16-6
Fr.	29	at UNCW *	W, 3-2
Sat.	30	at UNCW *	W, 8-1
Sun.	31	at UNCW *	W, 3-2

APRIL

Wed.	3	MARYLAND	W, 8-1
Fri.	5	at Delaware *	L, 0-1
Sat.	6	at Delaware *	L, 2-3
Sun.	7	at Delaware *	L, 8-9
Tue.	9	at Maryland	L, 10-16
Wed.	10	at George Washington	L, 4-8
Fri.	12	JMU*	W, 7-1
Sat.	13	JMU*	L, 1-3
Sun.	14	JMU*	L, 3-5
Wed.	17	GW	W, 1-0
Fri.	20	ELON *	L, 9-11 (10)
Sat.	20	ELON *	L, 2-8
Sun.	21	ELON *	L, 2-11
Tue.	23	at George Mason	W, 5-1
Wed.	24	at Richmond	L, 2-12
Fri.	26	at Towson *	W, 5-2
Sat.	27	at Towson *	W, 7-0
Sun.	28	at Towson *	L, 3-4

MAY

Fri.	3	CHARLESTON*	W, 5-1
Sat.	4	CHARLESTON*	W, 4-3 (13)
Sun.	5	CHARLESTON*	W, 5-4 (10)
Tues.	14	Saint Joseph's	W, 9-8
Fri.	17	at Hofstra*	L, 3-4
Fri.	17	at Hofstra*	W, 12-2
Sat.	18	at Hofstra *	W, 11-4
Wed.	22	at #6 JMU#	4 PM

Home Game Bold CAPS

* CAA Game

CAA Tournament held at JMU in Harrisonburg, Va.

Times and dates subject to change

GAME

52

NO. 3 WILLIAM & MARY ⁽³¹⁻²⁰⁾ AT NO. 6 JAMES MADISON ⁽³¹⁻²⁴⁾

Wednesday, May 22, 2019 | Harrisonburg, Va. | Veterans Memorial Park

Live Stats: CAAStats.com | Video: CAA.TV

SERIES HISTORY

ALL-TIME	JMU leads 78-44	Last: JMU two of three in the series at Plumeri
AT JMU	JMU leads 34-21	Last: The Dukes swept the series in Harrisonburg in 18

W&M NEWS AND NOTES

• The William & Mary baseball team begins play in the Colonial Athletic Association tournament on Wednesday, May 22. After earning the three seed the Tribe plays in the first round against the host and No. 6-seeded James Madison at 4 p.m.

• W&M and James Madison will meet for the 123rd in series history on Wednesday afternoon. The Dukes lead the all-time series 78-44, including taking two of three in Williamsburg earlier this season. Freshman Jack Cone led the Tribe in the series hitting .583 (7-for-12) with three runs scored, a triple, homer, and three RBI. Senior Zach Pearson went 4-for-11 (.364) over the weekend. Junior starter Wade Strain tossed a complete game allowing one run on three hits with seven strikeouts in the game.

• On Tuesday, W&M had six players honored with All-CAA Postseason awards the league announced. Seniors Hunter Smith and Zach Pearson were tabbed to the All-CAA Second-Team, while classmate Bodie Sheehan, juniors Matthew Trehub and Brandon Raquet earned a spot on the league's third-team. Freshman pitcher Zach Tsakounis was named to the CAA All-Rookie squad to round out the honors.

• Junior Brandon Raquet has been on an absolute tear to close out the regular season. Over the last seven games, the junior is hitting .500 (14-for-28). He has added a triple, three homers, and 12 RBI in that span as well. For the season, he has upped his average to .285 with 37 hits, six doubles, four triples, six homers, and 28 RBI.

• Raquet also earned his second CAA Player of the Week award in the last three weeks for the week of May, 20. He hit .545 (6-for-11) with a triple, homer, four runs scored, and eight RBI as the Tribe won the series at Hofstra. He joins classmate Wade Strain, who was CAA Pitcher of the Week, sophomore Matthew McDermott (CAA Player of the Week), and freshmen Tristan Snyder and Zach Tsakounis (twice), who won CAA Rookie of the Week, to garner a CAA weekly award.

• Both senior Hunter Smith and Brandon Raquet were honored for their work in the classroom as the duo was tabbed to the CoSIDA Google Cloud Academic All-District Team on May 9. Smith graduated with his degree in kinesiology and health sciences, while Raquet is nearing his degree in neuroscience and is on a pre-med track.

• With 31 wins this season, W&M has won, at least, 30 games for the 11th time in program history. It is also the fifth time in the last seven seasons, the Tribe has surpassed the 30 win mark in the season.

• Senior Owen Socher has seemed to have a knack for being hit by a pitch throughout his Tribe career and even more so this season. The senior ranks 26th in the NCAA reaching base by 17 HBPs this season. He currently ranks seventh in single-season school history, while his 30 career HBPs rank him sixth in school history.

• The Tribe has had its most success offensively in the second inning of games this year. W&M has outscored its opponents 50-11 in the second frame.

• W&M stole four bases in the win at George Mason on April 24. The four stolen bases were the second most this season behind five bags swiped against Campbell on March 8. Senior Zach Pearson tied a career-high with two steals in the game. For the season, W&M has swiped 56 bags.



• Socher has made the most of his recent opportunity, since starting 27 of the last 29 games. The senior has added 22 hits, six doubles, two triples, a homer, eight RBI, and 21 runs scored. His 21 runs scored are the most on the team in that time.

• The Green and Gold played a pair of extra inning contests to complete the series sweep of Charleston. W&M picked up a 4-3 win in 13 innings in the second game, before a 4-3 triumph in the finale to improve its record to 2-1 in extra frames this season. Head coach Brian Murphy is 13-13 in extra-inning games in his Tribe career.

• The Tribe recorded three walk-off wins during the home portion of its regular season schedule. The Green and Gold had a walk-off error against George Washington, before sophomore Matt McDermott and freshman Jack Cone had walk-off doubles on back-to-back days in the Charleston series. The Tribe now has 15 walk-off wins under Brian Murphy.

• W&M's has played 15 one-run games of the season. The Tribe is 9-6 in those contests this season, the Tribe had won three one-run games, before falling at Hofstra Friday, 4-3.

• The Tribe turned six double plays in the series against Charleston the last time out. For the year, the Tribe pitching staff and defense has turned 54 double plays, which ranks second in the CAA and eighth nationally. W&M's 1.1 double plays per game rank eighth in the country.

• Senior Bodie Sheehan has been one of the Tribe's all-time most consistent pitchers during his career. The senior has turned six of his best starts of the year the last seven times out, getting into the seventh inning in all but one. He has recorded nine quality starts in his 13 starts this season, and has allowed one earned run since the seventh inning of the Elon game on April 20. The Virginia Beach, Va. native has now made 57 starts, which is the school record. He also ranks in the top in W&M school history in wins (10th - 18), innings pitched (third - 343.0), strikeouts (seventh - 234), and pick-offs (10th - 6).

• On the offensive end, the Tribe is fourth in the CAA with 302 runs scored. The team has put at least eight runs on the scoreboard in 15 games, going 13-2. W&M ranks 105th in the NCAA with 95 doubles, while its 21 triples are good for 15th in the NCAA.

• Senior Hunter Smith became the 20th player in school history to record 200 career hits in the doubleheader on Saturday against Elon. The senior ranks second in the CAA with 12 homers, while his 28 career bombs are good for ninth in W&M history.

• Classmate Zach Pearson is enjoying a strong close to his Tribe career. He leads the team with a .304 batting average this year. The senior also leads the team in multi-hit games with 17, including a pair of games in the Charleston series. Pearson has added 13 doubles, three triples, a homer, and 32 RBI.

• Plumeri Park, the home of the Tribe Baseball, turns 20 this spring. The anniversary will be celebrated and recognized over the course of the season. The facility was constructed in large part due to the generous donation by Mr. Joseph J. Plumeri II in the autumn of 1996. It is now considered one of the finest baseball facilities in the region, consistently receiving upgrades over the course of time. W&M has enjoyed a lot of success at Plumeri Park with a 394-207 (.656) since its completion.

2019 W&M Baseball Record When

Overall	31-20
Conference	12-12
Non-Conference	19-8
Home games	16-11
Away games	15-9
Neutral site	0-0
Day games	26-13
Night games	5-7
vs Left starter	7-6
vs Right starter	24-14
1-Run games	9-6
2-Run games	2-4
5+Run games	13-7
Extra innings	2-1
Shutouts	1-1
Scoring 0-2 runs	1-9
Scoring 3-5 runs	12-7
Scoring 6-9 runs	11-3
Scoring 10+ runs	7-1
Opponent 0-2 runs	16-1
Opponent 3-5 runs	12-6
Opponent 6-9 runs	3-8
Opponent 10+ runs	0-5
Scored in 1st inning	10-7
Opp. scored in 1st	4-9
Scores first	21-8
Opp. scores first	10-12
After 6 leading	25-3
After 6 trailing	3-15
After 6 tied	3-2
After 7 leading	24-3
After 7 trailing	2-16
After 7 tied	5-1
After 8 leading	28-2
After 8 trailing	1-18
After 8 tied	2-0
Hit 0 home runs	18-12
Hit 1 home run	7-6
Hit 2+ home runs	6-2
Opponent 0 home runs	18-10
Opponent 1 home run	12-7
Opponent 2+ HRs	1-3
Made 0 errors	11-4
Made 1 error	9-7
Made 2+ errors	11-9
Opp. made 0 errors	6-9
Opp. made 1 error	13-3
Opp. made 2+ errors	12-8
Out-hit opponent	21-5
Out-hit by opponent	9-14
Hits are tied	1-1

MULTIPLE HIT GAMES

Player	2	3	4	5+	Total
18 Zach Pearson	13	3	1	-	17
26 Matt McDermott	8	4	2	-	14
15 Matthew Trehub	11	1	-	-	12
21 Hunter Smith	8	4	-	-	12
1 Brandon Raquet	9	2	-	-	11
24 Jack Cone	7	3	-	-	10
8 Kyle Wrigthe	6	1	2	-	9
9 Owen Socher	7	2	-	-	9
33 Hunter Hart	2	3	-	-	5
12 Matt Thomas	3	-	-	-	3
2 David Hogarth	3	-	-	-	3
5 Phil Conti	2	-	-	-	2
12 Jason Waldman	2	-	-	-	2
7 Collin Lipke	2	-	-	-	2
Team	83	23	5	0	111

MULTIPLE RBI GAMES

Player	2	3	4	5+	Total
21 Hunter Smith	4	5	2	-	11
26 Matt McDermott	4	3	2	-	9
1 Brandon Raquet	5	1	2	-	8
18 Zach Pearson	5	1	2	-	8
8 Kyle Wrigthe	4	1	2	-	7
15 Matthew Trehub	3	1	1	-	5
17 Jason Waldman	3	-	1	-	4
33 Hunter Hart	-	2	-	-	2
7 Collin Lipke	1	1	-	-	2
9 Owen Socher	2	-	-	-	2
24 Jack Cone	1	-	-	-	1
12 Matt Thomas	1	-	-	-	1
5 Phil Conti	1	-	-	-	1
Team	34	15	12	-	61

HITTING STREAKS







Player	Longest	Current
24 Jack Cone	7	-
18 Zach Pearson	7	6
8 Kyle Wrigthe	7	7
1 Brandon Raquet	7	7
33 Hunter Hart	6	-
21 Hunter Smith	6	2
26 Matt McDermott	6	4
15 Matthew Trehub	5	3
9 Owen Socher	4	1
17 Jason Waldman	4	-
2 David Hogarth	4	2
7 Collin Lipke	3	-
12 Matt Thomas	3	-

2019 SCORE BY INNINGS

	1	2	3	4	5	6	7	8	9	Extras	Total
William & Mary	29	56	27	28	21	43	38	32	26	2	302
Opponents	22	11	27	31	37	25	27	29	23	2	234



CURRENT STREAKS	
Overall	31-20
CAA	12-12
Home	16-11
Away	15-9
Neutral	0-0
Current Streak:	W2
Last 5 game	4-1
Last 10 games	8-2
Last 15 games	9-6
Last 20 games	11-9
Longest Winning Streak	9
Longest Losing Streak	5

PROBABLE PITCHING MATCHUP	
Wednesday, May 22 2:00 PM Harrisonburg, Va.	
	TBA
	Wade Strain, RHP, Jr. 5-4, 3.79 ERA, 76.0 IP, 61 K's
Thursday, May 23 TBA Harrisonburg, Va.	
	TBA
	TBA
	TBA
	TBA
	TBA

GENERAL INFORMATION	
Name: College of William & Mary	
Location: Williamsburg, Va.	
Founded: 1693 (2nd oldest college in U.S.)	
Enrollment (includes graduate): 8,617	
Nickname: Tribe	
Colors: Green, Gold and Silver	
Stadium (capacity): Plumeri Park (1,000)	
Affiliation: NCAA Division I	
Conference: Colonial Athletic Association (CAA)	
President: Katherine A. Rowe (Carleton College, 1984)	
Chancellor: Robert M. Gates (William & Mary, 1965)	
Director of Athletics: Samantha K. Huge (Gordon, 1992)	
TRIBE BASEBALL INFORMATION	
Head Coach: Brian Murphy (Merrimack, 2003)	
Record at W&M: 146-159 (6th Season)	
Career Record: 146-159 (6th Season)	
Assistant Coach: Brian Casey (Tufts, 2007)	
Assistant Coach: Pat McKenna (Bryant, 2009)	
Volunteer Assistant: Brink Ambler (Alabama)	
2017-18 Record (CAA): 15-39 (3-21/3rd)	
Position Players Returning/Lost: 16/3	
Pitchers Returning/Lost: 12/5	
First Year of Varsity Baseball: 1895	
All-Time Record: 1,559-1,728-12	
Conference Championships: Seven (1906, 1911, 1914, 1915, 1983, 2001, 2016)	
NCAA Regional Appearances: Four (1983, 2001, 2012, 2016)	

2019 WILLIAM & MARY BASEBALL ROSTER						
No.	Name	Pos.	Cl.	Ht.	Wt.	Hometown/ Previous School
1	Brandon Raquet	OF	Jr.	5-10	190	Boalsburg, Pa./State College
2	David Hogarth	INF	So.	6-1	175	Havertown, Pa. / Haverford School
3	Cole Ragone	INF	Fr.	6-0	160	Richmond, Va. / Maggie Walker
5	Phil Conti	INF	Fr.	170	5-11	Gibsonia, Pa / Hamptony
6	Justin Pearson	LHP	So.	6-1	165	Stafford, Va. / Mountain View
7	Colin Lipke	INF	Sr.	6-0	200	Greensboro, N.C./ Lucy Ragsdale/Guilford Tech
8	Kyle Wrigte	INF	R-Sr.	5-10	165	South Riding, Va. / Freedom
9	Owen Socher	OF	Sr.	5-8	175	Vienna, Va./James Madison
10	David Angstadt	INF	Jr.	6-0	190	Glen Allen, Va./Collegiate
11	Wade Strain	RHP	Jr.	6-5	200	Burke, Va./Lake Braddock
12	Matt Thomas	C/OF	Fr.	6-1	185	Lovettsville, Va. / Lake Braddock
13	Chris Farrell	RHP	R-Jr.	5-11	190	Great Falls, Va./Flint Hill
14	Jacob Haney	RHP	So.	6-3	195	Charlottesville, Va. / The Covenant School
15	Matthew Trehub	C/1B	Jr.	6-1	195	Southborough, Mass./BB&N
16	Nick Butts	RHP/OF	Sr.	5-9	165	Chesterfield, Va./Manchester
17	Jason Waldman	RHP/INF	Sr.	6-3	195	Centreville, Va./Fairfax
18	Zach Pearson	INF	Sr.	6-0	175	Houston, Texas/Mirabeau B. Lamar
19	Zach Tsakounis	LHP/OF	Fr.	6-0	170	Arlington, Va. / St. John's College
21	Hunter Smith	C	Sr.	6-1	200	Caldwell, N.J./James Caldwell
23	Jamie Sara	RHP	Jr.	6-3	200	Alexandria, Va./West Potomac
24	Jack Cone	RHP/OF	Fr.	5-11	165	Fairfax Station, Va. / South County
25	Tristan Snyder	RHP	Fr.	6-2	170	Bumpass, Va. / Louisa County
26	Matt McDermott	INF	So.	5-8	165	Little Falls, N.J / Saint Peter's Prep
27	Rojo Prairie	RHP	Fr.	5-11	195	Fairfx, Va. / Lake Braddock
29	Will Moore	RHP	So.	6-5	190	Charlottesville, Va. / The Covenant School
30	Randy Prosperi	RHP	So.	6-5	215	Fairfax, Va. / WT Woodson
31	Will Evans	C	So.	5-9	180	Los Angeles, Calif. / Notre Dame (HS)
33	Hunter Hart	INF/OF	Fr.	6-1	208	Beaverdam, Va. / Patrick Henry
34	Bodie Sheehan	LHP	Sr.	6-0	185	Virginia Beach, Va./First Colonial
35	Flynn Hopkins	OF	Fr.	6-0	190	Fairfax Station, Va. / Robinson Secondary School
39	Jack Ryan	RHP	Fr.	6-0	160	Briarcliff Manor, NY / Briarcliff
40	Ned Ruffin	RHP	Fr.	6-5	224	Baltimore, Md. / Boys Latin School of Maryland

Head Coach: #28 Brian Murphy (6th season)

Assistant Coaches: #32 Brian Casey (7th season), Pat McKenna (3rd season), Brink Ambler (1st season)

Athletic Trainer: Robbie Lester

Strength and Conditioning Coach: John Sauer

Pronunciation Guide

1 - Brandon Raquet: Ra-Kay	15 - Matthew Trehub - Tree-hub
9 - Owen Socher: Soccer	19 - Zach Tsakounis: Sa - Koonis
10 - David Angstadt: Ang-Stat	30 - Randy Prosperi: Pross-Per-Ee

PROBABLE STARTERS										
POS	NO	NAME	Avg.	H	2B	3B	HR	RBI	Notes	
C	21	Smith	.277	54	11	1	12	39	Named Second-Team All-CAA	
1B	15	Trehub	.276	37	8	2	2	20	Tabbed Third-Team All-CAA; Started 26 of last 27	
2B	26	McDermott	.259	49	14	1	0	35	Hit a walk-off double vs. CofC (5/4); 2nd with 35 RBI	
3B	18	Pearson	.302	58	13	3	1	32	Named Second-Team All-CAA	
SS	8	Wrigte	.191	34	7	3	4	27	Hitting .367 (11-for-30) in the last seven games	
LF	1	Raquet	.285	37	6	4	6	28	Tabbed Third-Team All-CAA; Hitting .500 in last 7 gm.	
CF	24	Cone	.229	40	7	3	1	21	Hit .583 (7-for-12) with a HR & 3 RBI in series vs. JMU	
RF	9	Socher	.250	30	8	2	1	7	Started 27 of the last 29 games.	
DH	17	Waldman	.259	14	4	0	2	16	Seen action in 10 of the last 11 games	

ON THE MOUND										
POS	NO	NAME	W-L	ERA	IP	H	BB	SO	Notes	
RHP	11	Wade Strain	5-3	3.55	71.0	58	33	54	CAA Pitcher of Week of April 15	



BRIAN MURPHY

HEAD COACH

6TH SEASON OVERALL

6TH SEASON AT W&M

PROFILE

Hometown: Easton Mass.
Wife: Karen Murphy
Children: Connor, Maggie

Education
North Carolina, 1976

Coaching Career
William and Mary (2013-P)

CAREER HIGHLIGHTS

- 2014 CAA Coach of the Year
- 2014 CAA Regular Season Champs
- 2016 CAA Tournament Champs
- 2016 NCAA Regional Final Appearance
- 2016 VaSID Coach of the Year
- Three 30-plus win seasons
- Nine MLB Draft Picks
- Two National Award Semifinalists
- 23 All-Conference Players

STAFF

Brian Casey - Assistant Coach (seventh season)
Pat McKenna - Assistant Coach (third season)
Brink Ambler - Volunteer Assts. (first season)

Brian Murphy was named head coach of the Tribe baseball program on Dec. 3, 2013, and enters his sixth season as the Tribe's head coach. It will be his seventh season in Williamsburg, after spending one season as the Tribe's top assistant coach.

The former one-year assistant guided the Green and Gold to three 30-plus win seasons, a NCAA Regional Final appearances and a Colonial Athletic Association Tournament bid each season in his first four years as the skipper. Before his promotion, Murphy helped the Tribe earn its first-ever NCAA Tournament at-large bid and win its first regional games in school history on the strength of a record-setting 39-win season in 2013. He made a seamless transition to head coach the following year as W&M secured its first-ever regular season conference title, culminating in CAA Coach of the Year honors. A couple seasons later, W&M captured its first CAA tournament championship since 2001 en route to reaching the NCAA Regional Final for the second time in a four-year span.

In 2017, a third-place finish in the CAA standings allowed W&M to make its fifth consecutive postseason appearance, which is a program-best since qualifying started for the CAA Baseball Tournament. Murphy secured his 100th career victory mid-way through the season after the Tribe edged conference rival UNCW, 10-9, on March 26. At the end of the regular season, the Green and Gold landed five players on the all-conference teams, highlighted by junior Cullen Large receiving All-CAA First Team accolades. Senior Ryder Miconi, who was tabbed All-CAA Third Team, continued to excel in the classroom as he repeated as CAA Scholar Athlete of the Year. In addition, All-CAA second teamer Brandon Raquet was named to Collegiate Baseball's Freshman All-American Team. Murphy also helped produced a draft class of at least three W&M players for the fifth time in program history. Redshirt sophomore Nick Raquet became the third-highest all-time MLB draft pick by getting selected in the third round by the Washington Nationals. Large was chosen in the fifth round by the Toronto Blue Jays and senior Nick Brown was picked by the Minnesota Twins in the 32nd round. It was the second time in program history that two players were taken inside the first five rounds of the MLB Draft.

The 2016 season will go down as one of the most memorable seasons in program history. Down 8-1 in what looked like its final at-bat of the season, the Tribe answered with seven runs in the ninth and sparked a two-week run for the ages. Following a 27-hour rain delay, W&M went onto win the first CAA Championship game in 12 innings, before senior Josh Smith's grand-slam homer in the bottom of the eighth inning lifted them to the CAA Tournament crown and automatic bid to the NCAA Tournament. In the NCAA Regional, the Tribe, which fell in its first game, knocked out Bryant and defending national champion Virginia on its way to its second Regional Final in four seasons. When all was said and done the Green and Gold won six elimination games against Northeastern, College of Charleston, UNCW (twice), Bryant, and Virginia. For his efforts, Murphy was named VaSID Coach of the Year. Individually, he helped lead six Tribe players to all-conference awards, including senior Charley Gould, 23732junior Ryder Miconi, and sophomore Ryan Hall, who were named to the second team. Miconi was rewarded for his hard work in the classroom by being named the CAA Scholar Athlete of the Year. Gould became the 35th player in school history to be drafted when the Oakland Athletics drafted him in the 26th round. It was the fifth straight season that the Tribe had a player selected in the MLB Draft.

Throughout his stint in the W&M dugout, Murphy has mentored a total of nine MLB Draft picks, two national award semifinalists and 23 all-conference players. Michael Katz (2012-14), who garnered multiple All-American honors, was tabbed a Golden Spikes Award semifinalist in 2014. Additionally, Katz and Charley Gould (2013-16) were just two of three players in program history to become Dick Hower Trophy semifinalists, representing W&M on the prestigious list in back-to-back years ('14 & '15). Murphy also helped develop a plethora of record-setting athletes. Under his watch, four pitching records were shattered as John Farrell (2010-13) set a new single-season wins standard (11), Jason Inghram (2012-15) replaced the school's all-time wins mark (26), Joseph Gaouette (2013-16) broke the career saves record (18), and Charlie Fletcher became the all-time appearance leader (105). Additionally, Katz eclipsed the single-season RBI ledger (75), while Ryan Hall raised the bar for most career at bats (844).

The Easton Mass. native, who enters his sixth season with the Tribe baseball program, after spending three-seasons at Ivy League school Brown.

While at Brown, Murphy served as the Bears recruiting coordinator and hitting coach. During his three-year tenure in Providence, R.I., Murphy mentored 10 All-Ivy League selections.

Prior to his time with the Bears, Murphy was an assistant at Bryant University in Smithfield, R.I., (2006-09) where he was the recruiting director for the Bulldogs. His on the field responsibilities at Bryant included overseeing the catchers, outfielders and batting. In 2008, he was a member of a Bulldog squad that captured the Northeast-10 Championship. His tenure at Bryant was highlighted by 132 victories, two NCAA Tournament Regional final appearances and a school-record 42 wins in 2008. At the plate, Bryant improved every season in batting average and runs per game under Murphy's tutelage.

In 2004 and 2005, Murphy served as an assistant at Wheaton College in Norton, Ma. While coaching at Wheaton, Murphy's coaching engagement centered on the Lyons' hitting approach and catchers. The Lyons captured two New England Women's and Men's Athletic Conference (NEWMAC) titles and made it all the way to the 2005 NCAA New England Regional finals during Murphy's two seasons.

Murphy has summer coaching experience in the Cape Cod League and the Northwoods League. Murphy served as the hitting coach for the CCBL's Hyannis Mets during the summers of 2005 and 2006. In 2008, he was the Head Coach of the Battle Creek (MI) Bombers of the Northwoods League.

He played collegiately at Merrimack College in North Andover, Mass., where he was the team captain in 2003. Murphy earned a degree in business management from Merrimack in 2003 and a Master's Degree in Sports Management from California University of Pennsylvania in 2009.

Murphy resides in Williamsburg with his wife, Karen, son, Connor, and daughter Maggie.



WILLIAM & MARY 2019 RESULTS

2019 William & Mary Baseball Stats Game Results for William & Mary (as of May 19, 2019) (All games)

Date	Opponent	Score	Inns	Overall	CAA	Pitcher of record	Attend	Time
Feb 15, 2019	MARIST-1	w 8-3	9	1-0-0	0-0-0	Snyder (W 1-0)	444	2:52
Feb 15, 2019	MARIST-2	w 3-2	9	2-0-0	0-0-0	C. Farrell (W 1-0)	444	2:25
Feb 17, 2019	MARIST	w 4-3	9	3-0-0	0-0-0	Tsakounis (W 1-0)	216	2:45
Feb 22, 2019	SACRED HEART	L 3-7	9	3-1-0	0-0-0	Snyder (L 1-1)	121	3:06
Feb 24, 2019	SACRED HEART	w 12-3	9	4-1-0	0-0-0	B. Sheehan (W 1-0)	131	2:54
Feb 26, 2019	at Virginia	w 9-3	9	5-1-0	0-0-0	Tsakounis (W 2-0)	2715	3:31
Mar 02, 2019	at High Point-1	w 6-2	9	6-1-0	0-0-0	Strain (W 1-0)	508	2:46
Mar 02, 2019	at High Point-2	w 4-3	9	7-1-0	0-0-0	Prosperi (W 1-0)	508	2:57
Mar 03, 2019	at High Point	w 8-6	9	8-1-0	0-0-0	Haney (W 1-0)	378	3:20
Mar 05, 2019	at Norfolk State	w 17-2	9	9-1-0	0-0-0	Tsakounis (W 3-0)	112	2:40
Mar 08, 2019	CAMPBELL	w 5-2	9	10-1-0	0-0-0	Strain (W 2-0)	151	3:00
Mar 09, 2019	CAMPBELL	w 4-1	9	11-1-0	0-0-0	B. Sheehan (W 2-0)	209	2:36
Mar 10, 2019	CAMPBELL	w 14-5	9	12-1-0	0-0-0	Haney (W 2-0)	252	3:18
Mar 12, 2019	at Old Dominion	L 3-6	9	12-2-0	0-0-0	J. Pearson (L 0-1)	486	2:50
Mar 16, 2019	WEST VIRGINIA-1	L 1-9	9	12-3-0	0-0-0	Strain (L 2-1)	623	2:30
Mar 16, 2019	WEST VIRGINIA-2	w 6-4	9	13-3-0	0-0-0	Prosperi (W 2-0)	623	2:58
Mar 17, 2019	WEST VIRGINIA	L 2-12	9	13-4-0	0-0-0	Haney (L 2-1)	506	2:57
Mar 19, 2019	at VCU	w 7-3	9	14-4-0	0-0-0	Prosperi (W 3-0)	373	2:59
* Mar 22, 2019	NORTHEASTERN	L 6-7	9	14-5-0	0-1-0	C. Farrell (L 1-1)	173	3:22
* Mar 23, 2019	NORTHEASTERN	L 4-9	9	14-6-0	0-2-0	Strain (L 2-2)	294	2:44
* Mar 24, 2019	NORTHEASTERN	w 15-4	9	15-6-0	1-2-0	Butts (W 1-0)	256	3:00
Mar 26, 2019	OLD DOMINION	L 2-4	9	15-7-0	1-2-0	Haney (L 2-2)	171	2:23
Mar 27, 2019	NORFOLK STATE	w 16-6	9	16-7-0	1-2-0	Cone (W 1-0)	148	3:10
* Mar 29, 2019	at UNCW	w 3-2	9	17-7-0	2-2-0	C. Farrell (W 2-1)	928	2:55
* Mar 30, 2019	at UNCW	w 8-1	9	18-7-0	3-2-0	B. Sheehan (W 3-0)	1024	2:52
* Mar 31, 2019	at UNCW	w 3-2	9	19-7-0	4-2-0	Tsakounis (W 4-0)	966	3:03
Apr 03, 2019	MARYLAND	w 8-1	9	20-7-0	4-2-0	Haney (W 3-2)	333	2:55
* Apr 05, 2019	at Delaware	L 0-1	9	20-8-0	4-3-0	Strain (L 2-3)	132	2:46
* Apr 06, 2019	at Delaware	L 2-3	9	20-9-0	4-4-0	B. Sheehan (L 3-1)	227	2:22
* Apr 07, 2019	at Delaware	L 8-9	9	20-10-0	4-5-0	Tsakounis (L 4-1)	241	3:05
Apr 09, 2019	at Maryland	L 10-16	9	20-11-0	4-5-0	Cone (L 1-1)	409	3:28
4/10/2019	at George Washington	L 4-8	9	20-12-0	4-5-0	Haney (L 3-3)	189	2:31
* Apr 12, 2019	JAMES MADISON	w 7-1	9	21-12-0	5-5-0	Strain (W 3-3)	251	2:30
* Apr 13, 2019	JAMES MADISON	L 1-3	9	21-13-0	5-6-0	Prosperi (L 3-1)	395	3:00
* Apr 14, 2019	JAMES MADISON	L 3-5	9	21-14-0	5-7-0	Sara (L 0-1)	404	2:40
Apr 17, 2019	GEORGE WASHINGTON	w 2-1	9	22-14-0	5-7-0	C. Farrell (W 3-1)	344	2:23
* Apr 20, 2019	ELON-1	L 9-11	(10)	22-15-0	5-8-0	Prosperi (L 3-2)	446	3:54
* Apr 20, 2019	ELON-2	L 2-8	9	22-16-0	5-9-0	B. Sheehan (L 3-2)	446	2:49
* Apr 21, 2019	ELON	L 2-11	9	22-17-0	5-10-0	Tsakounis (L 4-2)	282	3:15
Apr 23, 2019	at George Mason	w 5-1	9	23-17-0	5-10-0	Butts (W 2-0)	150	2:25
Apr 24, 2019	at Richmond	L 2-12	9	23-18-0	5-10-0	Cone (L 1-2)	398	2:57
* Apr 26, 2019	at Towson	w 5-2	9	24-18-0	6-10-0	Strain (W 4-3)	155	2:16
* Apr 27, 2019	at Towson	w 7-0	9	25-18-0	7-10-0	B. Sheehan (W 4-2)	268	2:33
* Apr 28, 2019	at Towson	L 3-4	9	25-19-0	7-11-0	C. Farrell (L 3-2)	233	3:01
* May 03, 2019	CHARLESTON	w 5-1	9	26-19-0	8-11-0	Strain (W 5-3)	686	2:32
* May 04, 2019	CHARLESTON	w 4-3	(13)	27-19-0	9-11-0	C. Farrell (W 4-2)	513	3:39
* May 05, 2019	CHARLESTON	w 5-4	(10)	28-19-0	10-11-0	J. Pearson (W 1-1)	282	3:04
05/14/19	at Saint Joseph's	w 9-8	9	29-19-0	10-11-0	J. Pearson (W 2-1)	214	3:17
* May 17, 2019	at Hofstra-1	L 3-4	9	29-20-0	10-12-0	Strain (L 5-4)	-	2:25
* May 17, 2019	at Hofstra-2	w 12-2	9	30-20-0	11-12-0	B. Sheehan (W 5-2)	277	3:14
* May 18, 2019	at Hofstra	w 11-4	9	31-20-0	12-12-0	Butts (W 3-0)	435	2:59

() extra inning game



WILLIAM & MARY 2019 CUMULATIVE STATS

2019 William & Mary Baseball Stats
Overall Statistics for William & Mary (as of May 19, 2019)
(All games Sorted by Batting avg)

Record: 31-20 Home: 16-11 Away: 15-9 CAA: 12-12

Player	avg	gp-gs	ab	r	h	2b	3b	hr	rbi	tb	slg%	bb	hp	so	gdp	ob%	sf	sh	sb-att	po	a	e	fld%
18 Pearson, Zach	.302	48-48	192	26	58	13	3	1	32	80	.417	9	3	21	4	.340	2	1	9-11	38	98	11	.925
1 Raquet, Brandon	.285	42-36	130	29	37	6	4	6	28	69	.531	22	8	56	1	.416	1	0	4-5	64	1	0	1.000
21 Smith, Hunter	.277	51-51	195	37	54	11	1	12	39	103	.528	28	8	52	5	.386	2	0	0-0	187	15	5	.976
15 Trehub, Matthew	.276	40-38	134	24	37	8	2	2	20	55	.410	17	10	25	2	.395	1	2	2-2	274	32	1	.997
33 Hart, Hunter	.263	37-32	114	22	30	5	1	0	17	37	.325	19	4	36	1	.379	3	1	7-9	241	15	10	.962
26 McDermott, Matt	.259	50-50	189	20	49	14	1	0	35	65	.344	10	3	33	1	.302	3	6	10-13	118	136	6	.977
9 Socher, Owen	.250	37-34	120	29	30	8	2	1	7	45	.375	21	17	20	1	.428	1	1	2-2	61	4	1	.985
24 Cone, Jack	.229	45-43	175	28	40	7	3	1	21	56	.320	14	5	28	0	.296	5	4	8-11	129	2	4	.970
8 Wrighte, Kyle	.191	51-51	178	30	34	7	3	4	27	59	.331	24	8	59	4	.311	2	2	6-8	71	133	13	.940
12 Thomas, Matt	.186	36-32	118	23	22	3	0	0	8	25	.212	24	3	28	1	.336	1	0	5-5	63	5	3	.958

2 Hogarth, David	.261	22-11	46	7	12	1	1	0	7	15	.326	5	2	10	2	.345	2	1	2-2	19	5	2	.923
17 Waldman, Jason	.259	24-14	54	11	14	4	0	2	16	24	.444	13	5	17	3	.444	0	0	1-1	5	0	2	.714
10 Angstadt, David	.235	12-4	17	4	4	2	0	0	1	6	.353	4	1	9	0	.409	0	0	0-0	2	0	0	1.000
7 Lipke, Colin	.216	14-11	37	5	8	4	0	0	5	12	.324	3	0	17	0	.275	0	0	0-0	70	5	0	1.000
5 Conti, Phil	.208	19-4	24	6	5	1	0	0	2	6	.250	3	1	15	0	.321	0	0	0-0	3	9	5	.706
3 Ragone, Cole	.143	8-0	7	1	1	1	0	0	0	2	.286	0	0	3	0	.143	0	0	0-0	2	1	1	.750
31 Evans, Will	.000	4-0	1	0	0	0	0	0	0	0	.000	2	0	1	0	.667	0	0	0-0	1	1	0	1.000
Totals	.251	51	1731	302	435	95	21	29	265	659	.381	218	78	430	25	.357	23	18	56-69	1370	520	70	.964
Opponents	.245	51	1715	234	421	86	13	29	204	620	.362	196	47	379	39	.336	16	22	43-65	1351	435	74	.960

LOB - Team (415), Opp (393). DPs turned - Team (54), Opp (36). CI - Team (1), H. Smith 1. IBB - Team (9), H. Smith 6, Hart 1, Socher 1, Waldman 1, Opp (9). Picked off - Thomas 1, Cone 1, B. Raquet 1, Z. Pearson 1, McDermott 1, Hart 1, Conti 1.

(All games Sorted by Earned run avg)

Player	era	w-l	app	gs	cg	sho	sv	ip	h	r	er	bb	so	2b	3b	hr	b/av	wp	hp	bk	sf	sha
34 Sheehan, Bodie	2.48	5-2	13	13	0	0/1	0	83.1	79	25	23	14	54	14	4	4	.255	3	5	0	2	5
19 Tsakounis, Zach	3.77	4-2	14	11	0	0/0	1	59.2	62	27	25	22	48	12	3	3	.273	4	3	1	2	5
11 Strain, Wade	3.79	5-4	13	13	1	0/0	0	76.0	63	37	32	25	61	14	0	5	.221	3	8	0	3	1

6 Pearson, Justin	2.60	2-1	20	1	0	0/1	1	34.2	32	12	10	17	26	9	1	0	.254	1	3	0	1	0
13 Farrell, Chris	3.00	4-2	20	0	0	0/0	5	33.0	23	12	11	22	41	3	0	1	.205	5	3	0	1	3
23 Sara, Jamie	3.29	0-1	16	0	0	0/0	1	13.2	10	6	5	17	19	3	0	0	.200	3	2	3	0	1
30 Prosperi, Randall	3.41	3-2	27	0	0	0/0	0	34.1	27	16	13	10	36	2	1	4	.213	5	3	0	0	2
16 Butts, Nick	4.25	3-0	13	2	0	0/0	0	29.2	23	17	14	20	19	8	2	2	.209	3	6	0	0	1
14 Haney, Jacob	4.95	3-3	10	9	0	0/0	0	43.2	45	28	24	14	38	11	1	4	.268	3	6	0	4	3
29 Moore, Will	6.00	0-0	3	0	0	0/0	0	3.0	4	3	2	5	4	1	0	0	.308	6	2	0	0	0
27 Prarie, Rojo	6.75	0-0	4	0	0	0/0	0	6.2	5	6	5	6	6	0	0	1	.217	2	0	0	2	0
24 Cone, Jack	7.50	1-2	6	1	0	0/0	0	12.0	14	13	10	8	11	2	0	0	.286	1	2	0	1	0
25 Snyder, Tristan	7.59	1-1	10	1	0	0/0	0	21.1	27	23	18	10	11	6	1	4	.297	1	4	0	0	1
40 Ruffin, Ned	11.12	0-0	5	0	0	0/0	0	5.2	7	9	7	6	5	1	0	1	.292	3	0	3	0	0
Totals	3.92	31-20	51	51	1	1/1	8	456.2	421	234	199	196	379	86	13	29	.245	43	47	7	16	22
Opponents	4.88	20-31	51	51	1	1/1	9	450.1	435	302	244	218	430	95	21	29	.251	63	78	3	23	18

PB - Team (4), Trehub 3, H. Smith 1, Opp (11). Pickoffs - Team (3), Trehub 1, B. Sheehan 1, J. Pearson 1, Opp (7). SBA/ATT - Trehub (26-36), H. Smith (17-23), Strain (13-14), Haney (8-10), B. Sheehan (1-7), Prosperi (4-6), C. Farrell (3-5), J. Pearson (2-5), Tsakounis (1-5), Sara (3-4), Snyder (2-3), Butts (2-2), Prarie (2-2), Cone (2-2), Thomas (0-1).



WILLIAM & MARY 2019 CAA STATS

2019 William & Mary Baseball Stats Conference statistics for William & Mary (as of May 19, 2019) (CAA games only Sorted by Batting avg)

Record: 12-12 Home: 5-7 Away: 7-5 CAA: 12-12

Player	avg	gp-gs	ab	r	h	2b	3b	hr	rbi	tb	slg%	bb	hp	so	gdp	ob%	sf	sh	sb-att	po	a	e	fld%
1 Raquet, Brandon	.380	16-13	50	13	19	2	2	3	16	34	.680	9	2	19	1	.484	1	0	1-2	26	1	0	1.000
18 Pearson, Zach	.314	24-24	105	14	33	4	2	0	14	41	.390	3	2	9	4	.345	0	0	2-4	18	58	7	.916
15 Trehub, Matthew	.301	23-23	83	15	25	5	2	1	13	37	.446	9	7	12	2	.410	1	1	2-2	174	21	0	1.000
26 McDermott, Matt	.280	24-24	93	12	26	8	1	0	20	36	.387	4	1	20	1	.313	1	3	6-7	59	57	4	.967
21 Smith, Hunter	.242	24-24	95	16	23	3	0	6	11	44	.463	12	3	22	3	.342	1	0	0-0	76	8	3	.966
24 Cone, Jack	.229	24-23	96	13	22	2	1	1	9	29	.302	3	4	13	0	.279	1	3	4-6	66	2	1	.986
9 Socher, Owen	.197	22-21	76	11	15	2	2	1	5	24	.316	12	11	15	1	.380	1	1	1-1	34	3	1	.974
8 Wrighte, Kyle	.190	24-24	79	11	15	3	1	1	10	23	.291	12	2	22	3	.312	0	2	1-1	32	67	7	.934

2 Hogarth, David	.313	9-3	16	1	5	0	0	0	1	5	.313	1	0	3	1	.353	0	1	1-1	4	1	0	1.000
7 Lipke, Colin	.250	10-7	24	3	6	3	0	0	2	9	.375	3	0	12	0	.333	0	0	0-0	45	2	0	1.000
33 Hart, Hunter	.225	13-11	40	6	9	2	1	0	6	13	.325	6	2	15	1	.354	0	1	2-2	87	3	3	.968
17 Waldman, Jason	.200	11-6	20	4	4	0	0	1	6	7	.350	8	3	6	1	.484	0	0	1-1	0	0	0	.000
12 Thomas, Matt	.174	14-12	46	8	8	1	0	0	2	9	.196	8	0	16	0	.296	0	0	2-2	24	3	2	.931
5 Conti, Phil	.000	8-0	2	1	0	0	0	0	0	0	.000	0	0	2	0	.000	0	0	0-0	0	1	1	.500
10 Angstadt, David	.000	2-1	2	0	0	0	0	0	0	0	.000	0	0	2	0	.000	0	0	0-0	1	0	0	1.000
3 Ragone, Cole	.000	2-0	1	0	0	0	0	0	0	0	.000	0	0	0	0	.000	0	0	0-0	1	0	0	1.000
31 Evans, Will	.000	1-0	0	0	0	0	0	0	0	0	.000	1	0	0	0	1.000	0	0	0-0	0	0	0	.000
Totals	.254	24	828	128	210	35	12	14	115	311	.376	91	37	188	18	.351	6	12	23-29	653	260	31	.967
Opponents	.250	24	813	101	203	42	7	11	85	292	.359	87	19	184	17	.335	4	12	17-30	654	214	34	.962

LOB - Team (192), Opp (182). DPs turned - Team (28), Opp (24). CI - Team (1), H. Smith 1. IBB - Team (4), H. Smith 3, Socher 1, Opp (8). Picked off - Cone 1, Z. Pearson 1, B. Raquet 1.

(CAA games only Sorted by Earned run avg)

Player	era	w-l	app	gs	cg	sho	sv	ip	h	r	er	bb	so	2b	3b	hr	b/av	wp	hp	bk	sf	sha
34 Sheehan, Bodie	2.24	3-2	8	8	0	0/1	0	52.1	48	15	13	6	43	10	2	1	.253	3	4	0	1	3
11 Strain, Wade	3.10	3-3	8	8	1	0/0	0	49.1	38	21	17	13	38	7	0	3	.208	3	6	0	1	1
19 Tsakounis, Zach	5.94	1-2	8	8	0	0/0	0	33.1	47	23	22	17	21	9	2	3	.341	4	0	0	1	4

14 Haney, Jacob	0.00	0-0	1	0	0	0/0	0	3.0	2	0	0	0	7	2	0	0	.200	0	0	0	0	0
24 Cone, Jack	0.00	0-0	1	0	0	0/0	0	2.0	2	0	0	1	4	0	0	0	.250	0	0	0	0	0
27 Prarie, Rojo	0.00	0-0	1	0	0	0/0	0	1.0	1	0	0	0	2	0	0	0	.250	0	0	0	0	0
16 Butts, Nick	3.07	2-0	7	0	0	0/0	0	14.2	13	7	5	11	9	4	1	0	.236	1	2	0	0	1
13 Farrell, Chris	3.20	2-2	9	0	0	0/0	2	19.2	12	8	7	13	25	2	0	1	.188	3	3	0	0	2
25 Snyder, Tristan	3.86	0-0	2	0	0	0/0	0	4.2	4	3	2	2	3	1	0	0	.222	0	0	0	0	0
6 Pearson, Justin	4.05	1-0	10	0	0	0/1	0	13.1	12	7	6	6	8	4	1	0	.250	1	2	0	1	0
30 Prosperi, Randall	4.91	0-2	13	0	0	0/0	0	18.1	17	11	10	8	16	1	1	3	.243	2	1	0	0	1
23 Sara, Jamie	7.20	0-1	7	0	0	0/0	0	5.0	6	4	4	8	6	2	0	0	.286	2	1	1	0	0
40 Ruffin, Ned	18.00	0-0	1	0	0	0/0	0	1.0	1	2	2	2	2	0	0	0	.250	1	0	1	0	0
Totals	3.64	12-12	24	24	1	1/1	2	217.2	203	101	88	87	184	42	7	11	.250	20	19	2	4	12
Opponents	4.29	12-12	24	24	1	1/1	7	218.0	210	128	104	91	188	35	12	14	.254	24	37	1	6	12

PB - Team (1), H. Smith 1, Opp (6). Pickoffs - Team (3), Trehub 1, J. Pearson 1, B. Sheehan 1, Opp (3). SBA/ATT - Trehub (9-15), H. Smith (8-12), Strain (8-9), B. Sheehan (0-5), Tsakounis (1-5), C. Farrell (2-3), Prosperi (1-3), Snyder (2-2), J. Pearson (1-1), Butts (1-1), Prarie (1-1).



WILLIAM & MARY 2019 NON-CONFERENCE STATS

2019 William & Mary Baseball Stats
Overall Statistics for William & Mary (as of May 14, 2019)
(Non-CAA games only Sorted by Batting avg)

Record: 19-8 Home: 11-4 Away: 8-4 CAA: 0-0

Player	avg	gp-gs	ab	r	h	2b	3b	hr	rbi	tb	slg%	bb	hp	so	gdp	ob%	sf	sh	sb-att	po	a	e	fld%
21 Smith, Hunter	.310	27-27	100	21	31	8	1	6	28	59	.590	16	5	30	2	.426	1	0	0-0	111	7	2	.983
18 Pearson, Zach	.287	24-24	87	12	25	9	1	1	18	39	.448	6	1	12	0	.333	2	1	7-7	20	40	4	.938
33 Hart, Hunter	.284	24-21	74	16	21	3	0	0	11	24	.324	13	2	21	0	.391	3	0	5-7	154	12	7	.960
26 McDermott, Matt	.240	26-26	96	8	23	6	0	0	15	29	.302	6	2	13	0	.292	2	3	4-6	59	79	2	.986
24 Cone, Jack	.228	21-20	79	15	18	5	2	0	12	27	.342	11	1	15	0	.316	4	1	4-5	63	0	3	.955
1 Raquet, Brandon	.225	26-23	80	16	18	4	2	3	12	35	.438	13	6	37	0	.374	0	0	3-3	38	0	0	1.000
12 Thomas, Matt	.194	22-20	72	15	14	2	0	0	6	16	.222	16	3	12	1	.359	1	0	3-3	39	2	1	.976
8 Wrighte, Kyle	.192	27-27	99	19	19	4	2	3	17	36	.364	12	6	37	1	.311	2	0	5-7	39	66	6	.946

9 Socher, Owen	.341	15-13	44	18	15	6	0	0	2	21	.477	9	6	5	0	.508	0	0	1-1	27	1	0	1.000
17 Waldman, Jason	.294	13-8	34	7	10	4	0	1	10	17	.500	5	2	11	2	.415	0	0	0-0	5	0	2	.714
10 Angstadt, David	.267	10-3	15	4	4	2	0	0	1	6	.400	4	1	7	0	.450	0	0	0-0	1	0	0	1.000
15 Trehub, Matthew	.235	17-15	51	9	12	3	0	1	7	18	.353	8	3	13	0	.371	0	1	0-0	100	11	1	.991
2 Hogarth, David	.233	13-8	30	6	7	1	1	0	6	10	.333	4	2	7	1	.342	2	0	1-1	15	4	2	.905
5 Conti, Phil	.227	11-4	22	5	5	1	0	0	2	6	.273	3	1	13	0	.346	0	0	0-0	3	8	4	.733
3 Ragone, Cole	.167	6-0	6	1	1	1	0	0	0	2	.333	0	0	3	0	.167	0	0	0-0	1	1	1	.667
7 Lipke, Colin	.154	4-4	13	2	2	1	0	0	3	3	.231	0	0	5	0	.154	0	0	0-0	25	3	0	1.000
31 Evans, Will	.000	3-0	1	0	0	0	0	0	0	0	.000	1	0	1	0	.500	0	0	0-0	1	1	0	1.000
Totals	.249	27	903	174	225	60	9	15	150	348	.385	127	41	242	7	.361	17	6	33-40	717	260	39	.962
Opponents	.242	27	902	133	218	44	6	18	119	328	.364	109	28	195	22	.338	12	10	26-35	697	221	40	.958

LOB - Team (223), Opp (211). DPs turned - Team (26), Opp (12). IBB - Team (5), H. Smith 3, Hart 1, Waldman 1, Opp (1). Picked off - Conti 1, Hart 1, McDermott 1, Thomas 1.

(Non-CAA games only Sorted by Earned run avg)

Player	era	w-l	app	gs	cg	sho	sv	ip	h	r	er	bb	so	2b	3b	hr	b/av	wp	hp	bk	sf	sha
34 Sheehan, Bodie	2.90	2-0	5	5	0	0/0	0	31.0	31	10	10	8	11	4	2	3	.258	0	1	0	1	2
14 Haney, Jacob	5.31	3-3	9	9	0	0/0	0	40.2	43	28	24	14	31	9	1	4	.272	3	6	0	4	3

19 Tsakounis, Zach	1.03	3-0	6	3	0	0/0	1	26.1	15	4	3	5	27	3	1	0	.169	0	3	1	1	1
23 Sara, Jamie	1.04	0-0	9	0	0	0/0	1	8.2	4	2	1	9	13	1	0	0	.138	1	1	2	0	1
6 Pearson, Justin	1.69	1-1	10	1	0	0/0	1	21.1	20	5	4	11	18	5	0	0	.256	0	1	0	0	0
30 Prosperi, Randall	1.69	3-0	14	0	0	0/0	0	16.0	10	5	3	2	20	1	0	1	.175	3	2	0	0	1
13 Farrell, Chris	2.70	2-0	11	0	0	0/0	3	13.1	11	4	4	9	16	1	0	0	.229	2	0	0	1	1
11 Strain, Wade	5.06	2-1	5	5	0	0/0	0	26.2	25	16	15	12	23	7	0	2	.245	0	2	0	2	0
16 Butts, Nick	5.40	1-0	6	2	0	0/0	0	15.0	10	10	9	9	10	4	1	2	.182	2	4	0	0	0
29 Moore, Will	6.00	0-0	3	0	0	0/0	0	3.0	4	3	2	5	4	1	0	0	.308	6	2	0	0	0
27 Prarie, Rojo	7.94	0-0	3	0	0	0/0	0	5.2	4	6	5	6	4	0	0	1	.211	2	0	0	2	0
25 Snyder, Tristan	8.64	1-1	8	1	0	0/0	0	16.2	23	20	16	8	8	5	1	4	.315	1	4	0	0	1
24 Cone, Jack	9.00	1-2	5	1	0	0/0	0	10.0	12	13	10	7	7	2	0	0	.293	1	2	0	1	0
40 Ruffin, Ned	9.64	0-0	4	0	0	0/0	0	4.2	6	7	5	4	3	1	0	1	.300	2	0	2	0	0
Totals	4.18	19-8	27	27	0	0/0	6	239.0	218	133	111	109	195	44	6	18	.242	23	28	5	12	10
Opponents	5.42	8-19	27	27	0	0/0	2	232.1	225	174	140	127	242	60	9	15	.249	39	41	2	17	6

PB - Team (3), Trehub 3, Opp (5). Pickoffs - Team (0), Opp (4). SBA/ATT - Trehub (17-21), H. Smith (9-11), Haney (8-10), Strain (5-5), J. Pearson (1-4), Sara (3-4), Prosperi (3-3), B. Sheehan (1-2), C. Farrell (1-2), Cone (2-2), Prairie (1-1), Butts (1-1), Thomas (0-1), Snyder (0-1).



WILLIAM & MARY VS. NO. 1 ELON

2019 William & Mary Baseball Stats
Overall Statistics for William & Mary (as of May 20, 2019)
(vs. No. 1 Elon Sorted by Batting avg)

Record: 0-3 Home: 0-3 Away: 0-0 CAA: 0-3

Player	avg	gp-gs	ab	r	h	2b	3b	hr	rbi	tb	slg%	bb	hp	so	gdp	ob%	sf	sh	sb-att	po	a	e	fld%
9 Socher, Owen	.400	3-3	10	3	4	2	0	1	2	9	.900	1	1	2	0	.500	0	0	0-0	4	1	0	1.000
26 McDermott, Matt	.375	3-3	8	0	3	0	0	0	1	3	.375	1	0	1	0	.444	0	0	1-1	6	5	1	.917
18 Pearson, Zach	.308	3-3	13	2	4	1	0	0	0	5	.385	0	0	3	0	.308	0	0	1-1	1	5	2	.750
15 Trehub, Matthew	.300	3-3	10	2	3	0	1	0	1	5	.500	2	1	2	0	.462	0	0	0-0	25	2	0	1.000
12 Thomas, Matt	.286	3-2	7	1	2	0	0	0	0	2	.286	0	0	3	0	.286	0	0	0-0	4	0	1	.800
7 Lipke, Colin	.250	2-1	4	0	1	0	0	0	2	1	.250	0	0	2	0	.250	0	0	0-0	9	0	0	1.000
17 Waldman, Jason	.250	2-1	4	1	1	0	0	1	2	4	1.000	0	0	2	0	.250	0	0	0-0	0	0	0	.000
1 Raquet, Brandon	.250	3-1	4	1	1	0	0	0	0	1	.250	2	0	1	1	.500	0	0	0-0	3	1	0	1.000
21 Smith, Hunter	.167	3-3	12	1	2	0	0	1	2	5	.417	1	0	4	0	.214	1	0	0-0	11	0	0	1.000
24 Cone, Jack	.167	3-3	12	1	2	1	0	0	0	3	.250	1	1	2	0	.286	0	0	0-0	12	0	1	.923
33 Hart, Hunter	.167	1-1	6	1	1	0	0	0	1	1	.167	0	0	1	0	.167	0	0	0-0	5	0	0	1.000
8 Wrighte, Kyle	.000	3-3	9	0	0	0	0	0	0	0	.000	0	0	5	2	.000	0	0	0-0	3	10	0	1.000
2 Hogarth, David	.000	2-0	2	0	0	0	0	0	0	0	.000	0	0	1	0	.000	0	1	0-0	0	1	0	1.000
3 Ragone, Cole	.000	2-0	1	0	0	0	0	0	0	0	.000	0	0	0	0	.000	0	0	0-0	1	0	0	1.000
5 Conti, Phil	.000	3-0	1	0	0	0	0	0	0	0	.000	0	0	1	0	.000	0	0	0-0	0	0	0	.000
31 Evans, Will	.000	1-0	0	0	0	0	0	0	0	0	.000	1	0	0	0	1.000	0	0	0-0	0	0	0	.000
10 Angstadt, David	.000	1-0	0	0	0	0	0	0	0	0	.000	0	0	0	0	.000	0	0	0-0	0	0	0	.000
Totals	.233	3	103	13	24	4	1	3	11	39	.379	9	3	30	3	.310	1	1	2-2	84	28	6	.949
Opponents	.297	3	118	30	35	5	3	2	24	52	.441	22	6	28	2	.432	0	0	3-3	84	23	7	.939

LOB - Team (20), Opp (32). DPs turned - Team (2), Opp (3). IBB - Team (0), Opp (1).

(vs. No. 1 Elon Sorted by Earned run avg)

Player	era	w-l	app	gs	cg	sho	sv	ip	h	r	er	bb	so	2b	3b	hr	b/av	wp	hp	bk	sf	sha
24 Cone, Jack	0.00	0-0	1	0	0	0/0	0	2.0	2	0	0	1	4	0	0	0	.250	0	0	0	0	0
23 Sara, Jamie	0.00	0-0	1	0	0	0/0	0	1.2	1	0	0	1	2	0	0	0	.167	1	1	0	0	0
16 Butts, Nick	0.00	0-0	1	0	0	0/0	0	0.1	1	0	0	1	0	0	0	0	.500	0	1	0	0	0
13 Farrell, Chris	2.70	0-0	1	0	0	0/0	0	3.1	2	2	1	2	5	0	0	0	.182	2	1	0	0	0
25 Snyder, Tristan	6.75	0-0	1	0	0	0/0	0	2.2	4	2	2	1	3	1	0	0	.364	0	0	0	0	0
34 Sheehan, Bodie	7.11	0-1	1	1	0	0/0	0	6.1	10	6	5	2	4	1	0	1	.345	0	1	0	0	0
11 Strain, Wade	7.71	0-0	1	1	0	0/0	0	4.2	5	6	4	3	4	2	0	0	.263	1	1	0	0	0
6 Pearson, Justin	10.80	0-0	1	0	0	0/0	0	1.2	2	2	2	2	2	0	1	0	.286	1	1	0	0	0
30 Prosperi, Randall	13.50	0-1	1	0	0	0/0	0	2.0	3	3	3	1	2	0	1	1	.333	0	0	0	0	0
40 Ruffin, Ned	18.00	0-0	1	0	0	0/0	0	1.0	1	2	2	2	2	0	0	0	.250	1	0	1	0	0
19 Tsakounis, Zach	23.14	0-1	1	1	0	0/0	0	2.1	4	7	6	6	0	1	1	0	.333	0	0	0	0	0
Totals	8.04	0-3	3	3	0	0/0	0	28.0	35	30	25	22	28	5	3	2	.297	6	6	1	0	0
Opponents	3.54	3-0	3	3	1	0/0	2	28.0	24	13	11	9	30	4	1	3	.233	1	3	0	1	1

SBA/ATT - Snyder (2-2), H. Smith (2-2), Strain (1-1), Trehub (1-1).



WILLIAM & MARY VS. NO. 2 CHARLESTON

2019 William & Mary Baseball Stats
Overall Statistics for William & Mary (as of May 20, 2019)
(vs. No. 2 Charleston Sorted by Batting avg)

Record: 3-0 Home: 3-0 Away: 0-0 CAA: 3-0

Player	avg	gp-gs	ab	r	h	2b	3b	hr	rbi	tb	slg%	bb	hp	so	gdp	ob%	sf	sh	sb-att	po	a	e	fld%

1 Raquet, Brandon	.583	3-3	12	4	7	0	0	2	4	13	1.083	1	1	4	0	.643	0	0	0-0	7	0	0	1.000
7 Lipke, Colin	.500	2-1	4	0	2	0	0	0	0	2	.500	1	0	1	0	.600	0	0	0-0	6	0	0	1.000
24 Cone, Jack	.400	3-3	15	3	6	1	0	0	1	7	.467	0	0	0	0	.400	0	0	1-2	11	1	0	1.000
17 Waldman, Jason	.333	2-1	3	1	1	0	0	0	1	1	.333	3	0	1	0	.667	0	0	0-0	0	0	0	.000
8 Wrighte, Kyle	.308	3-3	13	3	4	1	0	1	5	8	.615	0	1	1	0	.357	0	0	1-1	4	14	0	1.000
18 Pearson, Zach	.267	3-3	15	1	4	1	1	0	1	7	.467	0	0	2	0	.267	0	0	1-1	4	10	1	.933
15 Trehub, Matthew	.250	3-3	12	2	3	1	0	0	0	4	.333	1	2	2	1	.400	0	0	0-0	26	4	0	1.000
21 Smith, Hunter	.154	3-3	13	0	2	1	0	0	0	3	.231	2	0	2	0	.267	0	0	0-0	11	3	0	1.000
26 McDermott, Matt	.125	3-3	16	0	2	1	0	0	2	3	.188	0	0	6	0	.125	0	1	1-1	14	10	2	.923
9 Socher, Owen	.000	3-3	13	0	0	0	0	0	0	0	.000	2	1	3	0	.188	0	1	0-0	4	1	1	.833
33 Hart, Hunter	.000	1-1	2	0	0	0	0	0	0	0	.000	0	1	2	0	.333	0	0	0-0	9	0	0	1.000
2 Hogarth, David	.000	1-0	0	0	0	0	0	0	0	0	.000	1	0	0	0	1.000	0	0	0-0	0	0	0	.000
Totals	.263	3	118	14	31	6	1	3	14	48	.407	11	6	24	1	.356	0	2	4-5	96	48	4	.973
Opponents	.168	3	107	8	18	4	0	2	7	28	.262	14	3	20	3	.282	0	1	1-6	90	37	3	.977

LOB - Team (33), Opp (21). DPs turned - Team (7), Opp (1). IBB - Team (1), Socher 1, Opp (1).

(vs. No. 2 Charleston Sorted by Earned run avg)

Player	era	w-l	app	gs	cg	sho	sv	ip	h	r	er	bb	so	2b	3b	hr	b/av	wp	hp	bk	sf	sha

34 Sheehan, Bodie	0.00	0-0	1	1	0	0/0	0	7.0	3	1	0	1	5	0	0	0	.125	0	1	0	0	0
13 Farrell, Chris	0.00	1-0	1	0	0	0/0	0	4.1	0	0	0	3	5	0	0	0	.000	0	0	0	0	1
6 Pearson, Justin	0.00	1-0	1	0	0	0/0	0	3.1	3	0	0	0	2	2	0	0	.231	0	1	0	0	0
11 Strain, Wade	1.29	1-0	1	1	0	0/0	0	7.0	4	1	1	1	1	0	0	0	.167	1	1	0	0	0
19 Tsakounis, Zach	2.25	0-0	1	1	0	0/0	0	4.0	3	1	1	3	2	0	0	1	.200	0	0	0	0	0
30 Prosperi, Randall	4.91	0-0	2	0	0	0/0	0	3.2	3	2	2	1	4	0	0	1	.231	1	0	0	0	0
16 Butts, Nick	6.75	0-0	1	0	0	0/0	0	2.2	1	2	2	4	1	1	0	0	.143	0	0	0	0	0
23 Sara, Jamie	99.00	0-0	1	0	0	0/0	0	0.0	1	1	1	1	0	1	0	0	1.000	0	0	0	0	0
Totals	1.97	3-0	3	3	0	0/0	0	32.0	18	8	7	14	20	4	0	2	.168	2	3	0	0	1
Opponents	4.20	0-3	3	3	0	0/0	0	30.0	31	14	14	11	24	6	1	3	.263	5	6	0	0	2

PB - Team (0), Opp (2). SBA/ATT - Trehub (1-4), Prosperi (0-2), H. Smith (0-2), Tsakounis (0-1), Strain (1-1), C. Farrell (0-1), B. Sheehan (0-1).



WILLIAM & MARY VS. NO. 4 NORTHEASTERN

2019 William & Mary Baseball Stats Overall Statistics for William & Mary (as of May 20, 2019) (vs. No. 4 Northeastern Sorted by Batting avg)

Record: 1-2 Home: 1-2 Away: 0-0 CAA: 1-2

Player	avg	gp-gs	ab	r	h	2b	3b	hr	rbi	tb	slg%	bb	hp	so	gdp	ob%	sf	sh	sb-att	po	a	e	fld%
15 Trehub, Matthew	.625	2-2	8	2	5	0	1	0	6	7	.875	0	1	1	0	.667	0	0	0-0	13	3	0	1.000
18 Pearson, Zach	.500	3-3	14	3	7	1	1	0	6	10	.714	0	0	2	0	.500	0	0	0-0	5	8	1	.929
21 Smith, Hunter	.417	3-3	12	7	5	2	0	2	3	13	1.083	2	0	2	0	.500	0	0	0-0	8	1	1	.900
33 Hart, Hunter	.364	3-3	11	1	4	0	1	0	4	6	.545	3	0	5	1	.500	0	0	1-1	28	1	2	.935
2 Hogarth, David	.333	2-0	3	0	1	0	0	0	0	1	.333	0	0	1	0	.333	0	0	0-0	1	0	0	1.000
8 Wrighte, Kyle	.200	3-3	10	2	2	1	0	0	2	3	.300	4	0	4	0	.429	0	0	0-0	5	9	1	.933
12 Thomas, Matt	.182	3-3	11	3	2	0	0	0	0	2	.182	3	0	5	0	.357	0	0	0-0	5	2	0	1.000
24 Cone, Jack	.143	3-3	14	2	2	0	0	0	1	2	.143	1	0	5	0	.200	0	0	0-0	6	0	0	1.000
1 Raquet, Brandon	.125	2-2	8	2	1	1	0	0	2	2	.250	2	0	4	0	.300	0	0	1-1	3	0	0	1.000
26 McDermott, Matt	.091	3-3	11	2	1	1	0	0	0	2	.182	2	0	6	0	.231	0	0	0-0	5	6	0	1.000
7 Lipke, Colin	.000	2-1	3	0	0	0	0	0	0	0	.000	0	0	2	0	.000	0	0	0-0	0	0	0	.000
9 Socher, Owen	.000	2-1	3	1	0	0	0	0	0	0	.000	2	1	1	0	.500	0	0	0-0	2	0	0	1.000
5 Conti, Phil	.000	1-0	1	0	0	0	0	0	0	0	.000	0	0	1	0	.000	0	0	0-0	0	0	1	.000
Totals	.275	3	109	25	30	6	3	2	24	48	.440	19	2	39	1	.392	0	0	2-2	81	35	7	.943
Opponents	.321	3	106	20	34	8	2	2	18	52	.491	8	2	21	3	.370	3	1	6-9	78	13	3	.968

LOB - Team (27), Opp (19). DPs turned - Team (3), Opp (1). IBB - Team (1), H. Smith 1, Opp (1). Picked off - Cone 1.

(vs. No. 4 Northeastern Sorted by Earned run avg)

Player	era	w-l	app	gs	cg	sho	sv	ip	h	r	er	bb	so	2b	3b	hr	b/av	wp	hp	bk	sf	sha
16 Butts, Nick	0.00	1-0	1	0	0	0/0	0	4.0	2	0	0	1	4	0	0	0	.143	0	0	0	0	0
25 Snyder, Tristan	0.00	0-0	1	0	0	0/0	0	2.0	0	1	0	1	0	0	0	0	.000	0	0	0	0	0
27 Prarie, Rojo	0.00	0-0	1	0	0	0/0	0	1.0	1	0	0	0	2	0	0	0	.250	0	0	0	0	0
23 Sara, Jamie	0.00	0-0	1	0	0	0/0	0	1.0	0	0	0	1	2	0	0	0	.000	0	0	0	0	0
11 Strain, Wade	5.68	0-1	1	1	0	0/0	0	6.1	8	6	4	1	5	2	0	0	.308	0	1	0	1	0
34 Sheehan, Bodie	5.79	0-0	1	1	0	0/0	0	4.2	7	3	3	0	3	2	2	0	.438	2	0	0	1	1
30 Prosperi, Randall	6.75	0-0	1	0	0	0/0	0	1.1	2	1	1	1	1	1	0	0	.333	0	0	0	0	0
19 Tsakounis, Zach	9.00	0-0	1	1	0	0/0	0	3.0	8	3	3	0	1	1	0	1	.533	1	0	0	0	0
6 Pearson, Justin	10.80	0-0	1	0	0	0/0	0	1.2	4	3	2	2	1	2	0	0	.571	0	0	0	1	0
13 Farrell, Chris	13.50	0-1	1	0	0	0/0	0	2.0	2	3	3	1	2	0	0	1	.250	0	1	0	0	0
Totals	5.33	1-2	3	3	0	0/0	0	27.0	34	20	16	8	21	8	2	2	.321	3	2	0	3	1
Opponents	6.23	2-1	3	3	0	0/0	2	26.0	30	25	18	19	39	6	3	2	.275	3	2	0	0	0

PB - Team (0), Opp (1). Pickoffs - Team (1), J. Pearson 1, Opp (1). SBA/ATT - H. Smith (4-5), Strain (2-3), Trehub (2-3), Tsakounis (1-2), C. Farrell (1-1), J. Pearson (1-1), B. Sheehan (0-1), Prarie (1-1).



WILLIAM & MARY VS. NO. 5 UNCW

2019 William & Mary Baseball Stats
Overall Statistics for William & Mary (as of May 20, 2019)
(vs. No. 5 UNCW Sorted by Batting avg)

Record: 3-0 Home: 0-0 Away: 3-0 CAA: 3-0

Player	avg	gp-gs	ab	r	h	2b	3b	hr	rbi	tb	slg%	bb	hp	so	gdp	ob%	sf	sh	sb-att	po	a	e	fld%

18 Pearson, Zach	.385	3-3	13	2	5	1	0	0	4	6	.462	0	0	0	1	.385	0	0	0-1	3	5	0	1.000
9 Socher, Owen	.333	3-3	12	3	4	0	1	0	0	6	.500	2	0	1	1	.429	0	0	1-1	5	1	0	1.000
33 Hart, Hunter	.333	3-3	9	3	3	1	0	0	1	4	.444	3	0	4	0	.500	0	1	1-1	24	1	0	1.000
21 Smith, Hunter	.273	3-3	11	0	3	0	0	0	0	3	.273	1	2	3	0	.429	0	0	0-0	9	1	0	1.000
24 Cone, Jack	.200	3-3	10	1	2	0	0	0	1	2	.200	1	1	2	0	.333	0	1	0-0	10	0	0	1.000
12 Thomas, Matt	.182	3-3	11	3	2	0	0	0	1	2	.182	4	0	3	0	.400	0	0	1-1	3	1	1	.800
26 McDermott, Matt	.100	3-3	10	1	1	0	0	0	2	1	.100	1	1	1	0	.250	0	1	1-1	7	9	1	.941
8 Wrighte, Kyle	.000	3-3	11	0	0	0	0	0	0	0	.000	1	0	3	0	.083	0	1	0-0	4	8	1	.923
15 Trehub, Matthew	.000	3-3	9	0	0	0	0	0	1	0	.000	2	2	1	0	.308	0	0	0-0	16	4	0	1.000
5 Conti, Phil	.000	1-0	0	1	0	0	0	0	0	0	.000	0	0	0	0	.000	0	0	0-0	0	0	0	.000
Totals	.208	3	96	14	20	2	1	0	10	24	.250	15	6	18	2	.350	0	4	4-5	81	34	3	.975
Opponents	.214	3	98	5	21	1	0	1	3	25	.255	10	1	26	2	.294	0	0	1-3	81	33	5	.958

LOB - Team (26), Opp (23). DPs turned - Team (4), Opp (3). IBB - Team (0), Opp (1).

(vs. No. 5 UNCW Sorted by Earned run avg)

Player	era	w-l	app	gs	cg	sho	sv	ip	h	r	er	bb	so	2b	3b	hr	b/av	wp	hp	bk	sf	sha

19 Tsakounis, Zach	0.00	1-0	1	1	0	0/0	0	6.0	6	0	0	2	4	0	0	0	.273	0	0	0	0	0
16 Butts, Nick	0.00	0-0	1	0	0	0/0	0	2.0	0	0	0	2	1	0	0	0	.000	0	0	0	0	0
30 Prosperi, Randall	0.00	0-0	2	0	0	0/0	0	1.2	0	0	0	1	2	0	0	0	.000	0	0	0	0	0
23 Sara, Jamie	0.00	0-0	1	0	0	0/0	0	0.1	1	0	0	1	0	0	0	0	.500	0	0	0	0	0
34 Sheehan, Bodie	1.29	1-0	1	1	0	0/0	0	7.0	6	1	1	0	7	0	0	0	.240	0	0	0	0	0
11 Strain, Wade	1.80	0-0	1	1	0	0/0	0	5.0	3	1	1	1	5	0	0	1	.158	0	0	0	0	0
13 Farrell, Chris	3.00	1-0	2	0	0	0/0	1	3.0	3	1	1	2	7	1	0	0	.273	0	1	0	0	0
6 Pearson, Justin	9.00	0-0	2	0	0	0/0	0	2.0	2	2	2	1	0	0	0	0	.250	0	0	0	0	0
Totals	1.67	3-0	3	3	0	0/0	1	27.0	21	5	5	10	26	1	0	1	.214	0	1	0	0	0
Opponents	3.67	0-3	3	3	0	0/0	0	27.0	20	14	11	15	18	2	1	0	.208	6	6	0	0	4

PB - Team (0), Opp (2). SBA/ATT - Trehub (1-2), Tsakounis (0-1), B. Sheehan (0-1), Strain (1-1).



WILLIAM & MARY VS. NO. 6 JAMES MADISON

2019 William & Mary Baseball Stats Overall Statistics for William & Mary (as of May 20, 2019) (vs. No. 6 James Madison Sorted by Batting avg)

Record: 1-2 Home: 1-2 Away: 0-0 CAA: 1-2

Player	avg	gp-gs	ab	r	h	2b	3b	hr	rbi	tb	slg%	bb	hp	so	gdp	ob%	sf	sh	sb-att	po	a	e	fld%

24 Cone, Jack	.583	3-3	12	3	7	0	1	1	3	12	1.000	0	0	1	0	.583	0	0	1-2	6	1	0	1.000
1 Raquet, Brandon	.500	1-1	2	0	1	1	0	0	0	2	1.000	2	0	1	0	.750	0	0	0-0	0	0	0	.000
18 Pearson, Zach	.364	3-3	11	2	4	0	0	0	0	4	.364	1	0	0	2	.417	0	0	0-0	2	4	0	1.000
21 Smith, Hunter	.273	3-3	11	1	3	0	0	1	1	6	.545	1	0	1	1	.333	0	0	0-0	9	2	2	.846
15 Trehub, Matthew	.222	3-3	9	2	2	1	0	0	1	3	.333	2	0	4	0	.364	0	0	0-0	26	4	0	1.000
8 Wrighte, Kyle	.125	3-3	8	1	1	0	1	0	0	3	.375	0	0	3	0	.125	0	1	0-0	5	5	1	.909
12 Thomas, Matt	.111	3-2	9	0	1	1	0	0	0	2	.222	0	0	2	0	.111	0	0	0-0	10	0	0	1.000
26 McDermott, Matt	.100	3-3	10	1	1	0	1	0	4	3	.300	0	0	3	0	.100	0	1	0-0	3	6	0	1.000
9 Socher, Owen	.000	2-2	6	0	0	0	0	0	0	0	.000	1	1	2	0	.250	0	0	0-0	2	0	0	1.000
7 Lipke, Colin	.000	1-1	4	0	0	0	0	0	0	0	.000	0	0	2	0	.000	0	0	0-0	5	0	0	1.000
2 Hogarth, David	.000	1-1	3	0	0	0	0	0	0	0	.000	0	0	1	1	.000	0	0	0-0	3	0	0	1.000
33 Hart, Hunter	.000	1-1	3	1	0	0	0	0	0	0	.000	0	1	1	0	.250	0	0	0-0	8	1	0	1.000
10 Angstadt, David	.000	1-1	2	0	0	0	0	0	0	0	.000	0	0	2	0	.000	0	0	0-0	1	0	0	1.000
17 Waldman, Jason	.000	1-0	0	0	0	0	0	0	0	0	.000	1	0	0	0	1.000	0	0	0-0	0	0	0	.000
5 Conti, Phil	.000	1-0	0	0	0	0	0	0	0	0	.000	0	0	0	0	.000	0	0	0-0	0	0	0	.000
Totals	.222	3	90	11	20	3	3	2	9	35	.389	8	2	23	4	.300	0	2	1-2	81	27	3	.973
Opponents	.221	3	95	9	21	6	0	1	8	30	.316	5	1	27	1	.267	0	4	2-4	78	24	2	.981

LOB - Team (13), Opp (16). DPs turned - Team (1), Opp (4). CI - Team (1), H. Smith 1. IBB - Team (0), Opp (1). Picked off - B. Raquet 1.

(vs. No. 6 James Madison Sorted by Earned run avg)

Player	era	w-l	app	gs	cg	sho	sv	ip	h	r	er	bb	so	2b	3b	hr	b/av	wp	hp	bk	sf	sha

34 Sheehan, Bodie	0.00	0-0	1	1	0	0/0	0	6.2	3	0	0	0	7	1	0	0	.143	0	1	0	0	1
13 Farrell, Chris	0.00	0-0	1	0	0	0/0	0	1.2	2	0	0	1	2	1	0	0	.286	0	0	0	0	0
6 Pearson, Justin	0.00	0-0	1	0	0	0/0	0	0.2	0	0	0	1	1	0	0	0	.000	0	0	0	0	0
11 Strain, Wade	1.00	1-0	1	1	1	0/0	0	9.0	3	1	1	1	7	2	0	0	.100	0	0	0	0	0
19 Tsakounis, Zach	2.70	0-0	1	1	0	0/0	0	6.2	7	2	2	1	7	1	0	1	.318	1	0	0	0	2
30 Prosperi, Randall	10.80	0-1	2	0	0	0/0	0	1.2	3	3	2	0	2	0	0	0	.375	0	0	0	0	1
23 Sara, Jamie	40.50	0-1	1	0	0	0/0	0	0.2	3	3	3	1	1	1	0	0	.600	0	0	0	0	0
Totals	2.67	1-2	3	3	1	0/0	0	27.0	21	9	8	5	27	6	0	1	.221	1	1	0	0	4
Opponents	3.46	2-1	3	3	0	0/0	0	26.0	20	11	10	8	23	3	3	2	.222	1	2	1	0	2

PB - Team (1), H. Smith 1, Opp (1). Pickoffs - Team (1), Trehub 1, Opp (1). SBA/ATT - Trehub (1-2), H. Smith (1-2), Tsakounis (0-1), B. Sheehan (0-1), Prosperi (1-1), C. Farrell (1-1).



2019 CAA BASEBALL CHAMPIONSHIP BRACKET

Wednesday
May 22
Day 1
Games 1, 2

Thursday
May 23
Day 2
Games 3, 4, 5

Friday
May 24
Day 3
Games 6, 7, 8

Saturday
May 25
Day 4
Games 9 & 10

